

WELT

SINCE 2015

RIDE YOUR LIFE



2027

CONTENT

Our Mission	4
Our Values	4
Our Story	6
Our Purpose	6
G-Series	8
Road	34
Kids&teens	38



R I D E
Y O U R
L I F E

OUR MISSION

Bringing the Joy and Freedom of Outdoor Adventure to Every Cyclist

For over a decade, WELT has been democratizing access to top-quality, reliable cycling gear with elegant design, transforming every journey, from local trails to most adventures endeavor, into an accessible adventure of joy and freedom.

WELT
RIDE YOUR LIFE

OUR VALUES

PASSION FOR OUTDOOR ADVENTURE:

Welt bikes are tickets to freedom and unique experiences since 2015. Your faithful companion for joy and growth on any trail.

AESTHETICS DESIGN:

We merge beauty with functionality. Unique colors and smooth frames make a statement.

SOLID-BUILD ENGINEERING:

Engineered to the highest European standards for durability. Proven reliability, like on a 12,000 km Transsiberian race.

ADVANCED CONFIGURATION:

We use top-tier technology and components. Extensive customization for your needs.

DEMOCRATIZING ADVENTURE:

Our mission goes beyond creating bicycles; it's about making the joy of cycling adventures accessible to all. High-quality European bikes at fair prices for everyone.





R
I
D
E

Y
O
U
R

L
I
F
E



R
I
D
E

Y
O
U
R

L
I
F
E





OUR STORY

Born from Adventure, Made for every Cyclist-Explorer

Born from the adventurous spirit of Austria's SkiWelt mountains in 2015, WELT was founded by a diverse team of outdoor enthusiasts, entrepreneurs, and engineers.

Welt = Life Experience

The name WELT, translating from German to 'world, universe, life experience,' symbolizes much more than the terrain beneath our wheels. It encapsulates the unforgettable life moments and freedom of world exploration that every ride brings into our life journey.

Our bicycles are born from a fusion of French passion for freedom, equality, and design with our dedication to engineering and quality. This unique blend ensures each WELT bike is your best companion in adventure, reliable and beautifully designed, ready to explore the great outdoors.

Our Journey: French brand with Austrian spirit

Our journey started by addressing the real challenge of bike travels— making it simpler and

more affordable. We first captured the hearts of Eastern European adventurers, selling over 250,000 bikes.

Since 2021, under the ownership of French company SBD (Sport Brand Development) based in Maison Lafitte and production in Bulgaria, Portugal, Indonesia, we embraced a more significant ambition and milestone inviting on our mission all cyclists across whole Europe to experience the joy of cycling with WELT.

OUR PURPOSE

Today, as we spend increasing amounts of time indoors, offices, homes behind the screens, more than ever Welt mission has never been more vital: to encourage & support more cyclist to enjoy more time in outdoor adventures and travels, to reconnect people with nature & themselves, by providing access to the best, most reliable, and beautifully designed bikes at affordable prices.

Let's ride the journey of life together!

WELT
RIDE YOUR LIFE

WELT 1984-2021



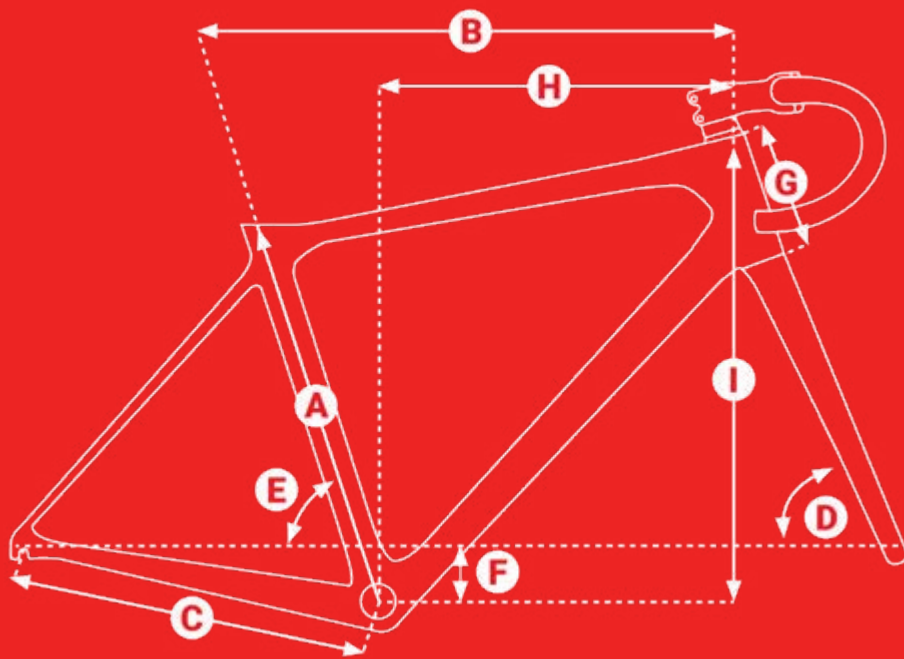
G-SERIES



**ALL FOR YOUR EPIC ADVENTURE:
FREEDOM, SPEED & STYLE**

GEOMETRY

G230, G220, G210, G200



Wheel size

700 C

	S		M		L	
	SIZE A	SIZE B	SIZE A	SIZE B	SIZE A	SIZE B
A Seat tube height (mm)	458	458	496	496	534	534
B Effective top tube (mm)	550	550,6	570	570,6	590	590,6
C Chain stay length (mm)	435	435	435	435	435	435
D Head tube angle (degree)	70	69,8	70	69,8	70	69,78
E Seat tube angle (degree)	74,5	74,3	74,5	74,3	74,5	74,3
F Bottom bracket drop (mm)	60	58,2	60	58,3	60	58,35
G Head tube length (mm)	130	130	155	155	175	175
H Reach (mm)	392,8	390,6	406,3	404	421,11	418,7
I Stack (mm)	566,6	568,18	590,2	591,8	609	610,6

Flip-Chip technology built into the fork dropouts lets you fine-tune your bike's geometry and handling: offroad gravel (Size B) setup and conventional (Size A) configuration

G230

WELT
welt-bikes.com



Fusion Purple

FRAME SIZE

S | M | L

WHEEL SIZE

700 C

FRAME

CARBON, Through Axles, Inner Headset cable routing, UDH hanger, Dropperpost ready, Storage cage, Double-Slit, Mudguard Bridge, Robust Protection

GEARS

1x12

FORK

Carbon, 700C, 50c tire compatible, Through Axle, Flip chip, Alloy Protection Inserts

REAR DERAILLEUR

Shimano GRX RD-RX715 Di2, Battery+Charger included

BRAKES TYPE

SHIMANO GRX, BR-RX410, Hydraulic DB

TIRES

SCHWALBE G-ONE ALLROUND: Tanwall, FOLDABLE, 700CX45, ADDIX 67EPI, RACE GUARD, TLR

HUBS

NOVATEC; D981SB/D982SB; 4pawls; Sealed Bearings

HANDLEBARS

Gravel Alloy Dropbar - Width: 420mm, Reach: 75mm, Drop: 116mm, Flare: 10°

CRANKSET

SHIMANO; FC-RX610 40T

RIMS

NOVATEC; G24 - carbon, 24mm inner width, Tubeless Ready

CASSETTE

SHIMANO CS-M6100 12sp 10-51T

SHIFTERS

Shimano GRX ST-RX717, Di2

THE FLIP CHIP

system allows for easy adjustment of your bike's geometry

WELT's flagship gravel bike. Featuring full carbon construction – frame, fork and carbon wheels. Wireless Shimano GRX 717 1x12 drivetrain delivers precise shifting with lower weight. uncompromised performance across all surfaces, cutting-edge technology and expert selection of bike components

*Technical characteristics given for information only, subject to modification. Photos are non-binding

G220

WELT

welt-bikes.com



Cherry Red

FRAME SIZE

S | M | L

WHEEL SIZE

700 C

FRAME

CARBON, Through Axles, Inner Headset cable routing, UDH hanger, Dropperpost ready, Storage cage, Double-Slit, Mudguard Bridge, Robust Protection

GEARS

2x12

FORK

Carbon, 700C, 50c tire compatible, Through Axle, Flip chip, Alloy Protection Inserts

REAR DERAILLEUR

Shimano GRX RD-RX820

FRONT DERAILLEUR

Shimano GRX RD-RX820

BRAKES TYPE

Shimano GRX, BR-RX820, Hydraulic DB

TIRES

SCHWALBE G-ONE ALLROUND: Tanwall, FOLDABLE, 700CX45, ADDIX 67EPI, RACE GUARD, TLR

HUBS

NOVATEC; D981SB/D982SB; 4pawls; Sealed Bearings

HANDLEBARS

Gravel Alloy Dropbar - Width: 420mm, Reach: 75mm, Drop: 116mm, Flare: 10°

CRANKSET

SHIMANO; FC-RX820 48/31T

RIMS

NOVATEC; G24 - carbon, 24mm inner width, Tubeless Ready

CASSETTE

SHIMANO CS-HG710 12 sp 11-36T

SHIFTERS

Shimano GRX ST-RX610

THE FLIP CHIP

system allows for easy adjustment of your bike's geometry

The perfect blend of high-level performance and everyday versatility. Equipped with a full carbon frame and fork, carbon rims, and a Shimano GRX 820 2x12 drivetrain, the G220 is built for ambitious riders seeking lower weight, greater efficiency, and the confidence to ride farther and faster

*Technical characteristics given for information only, subject to modification. Photos are non-binding

G210

WELT

welt-bikes.com



Luxury Graphite

FRAME SIZE

S | M | L

WHEEL SIZE

700 C

FRAME

CARBON, Through Axles, Inner Headset cable routing, UDH hanger, Dropperpost ready, Storage cage, Double-Slit, Mudguard Bridge, Robust Protection

GEARS

2x12

FORK

Carbon, 700C, 50c tire compatible, Through Axle, Flip chip, Alloy Protection Inserts

REAR DERAILLEUR

Shimano GRX RD-RX820

FRONT DERAILLEUR

Shimano GRX RD-RX820

BRAKES TYPE

Shimano GRX, BR-RX410, Hydraulic DB

TIRES

SCHWALBE G-ONE ALLROUND: Tanwall, FOLDABLE, 700CX45, ADDIX 67EPI, RACE GUARD, TLR

HUBS

NOVATEC; D981SB/D982SB; 4pawls; Sealed Bearings

HANDLEBARS

Gravel Alloy Dropbar - Width: 420mm, Reach: 75mm, Drop: 116mm, Flare: 10°

CRANKSET

SHIMANO; FC-RX820 48/31T

RIMS

HLQC-GA51 - 23mm inner width, Tubeless Ready

CASSETTE

SHIMANO CS-HG710 12sp 11-36T

SHIFTERS

Shimano GRX ST-RX610

THE FLIP CHIP

system allows for easy adjustment of your bike's geometry

Ideal balance of performance, comfort and versatility. With its full carbon frame and fork and Shimano GRX 820 2x12 drivetrain, G210 is built for ambitious riders looking to take the next step beyond entry-level carbon

*Technical characteristics given for information only, subject to modification. Photos are non-binding

G200

WELT
welt-bikes.com



Fjord Blue

FRAME SIZE

S | M | L

WHEEL SIZE

700 C

FRAME

CARBON, Through Axles, Inner Headset cable routing, UDH hanger, Dropperpost ready, Storage cage, Double-Slit, Mudguard Bridge, Robust Protection

GEARS

2x10

FORK

Carbon, 700C, 50c tire compatible, Through Axle, Flip chip, Alloy Protection Inserts

REAR DERAILLEUR

Shimano GRX RD-RX400

FRONT DERAILLEUR

Shimano GRX FD-RX400

BRAKES TYPE

Shimano GRX, BR-RX410, Hydraulic DB

TIRES

WTB RIDDLER: 700X45c

HUBS

DH-969/906T:2F+4R Sealed Bearings, 6 pawls

HANDLEBARS

Gravel Alloy Dropbar - Width: 420mm, Reach: 75mm, Drop: 116mm, Flare: 10°

CRANKSET

Shimano FC-RX600 Hollow axle, 46/30T

RIMS

HLQC-GA51 - 23mm inner width, Tubeless Ready

CASSETTE

SHIMANO CS-HG500 10sp TIAGRA 11-34T

SHIFTERS

Shimano GRX ST-RX400

THE FLIP CHIP

system allows for easy adjustment of your bike's geometry

The perfect introduction to carbon gravel from Welt. With its full carbon frame and fork and reliable Shimano GRX 400 2x10 drivetrain, it gives riders an easy upgrade from aluminium alloy gravel bikes. One of our best-selling gravels across Europe

*Technical characteristics given for information only, subject to modification. Photos are non-binding



R
I
D
E

Y
O
U
R

L
I
F
E



R
I
D
E

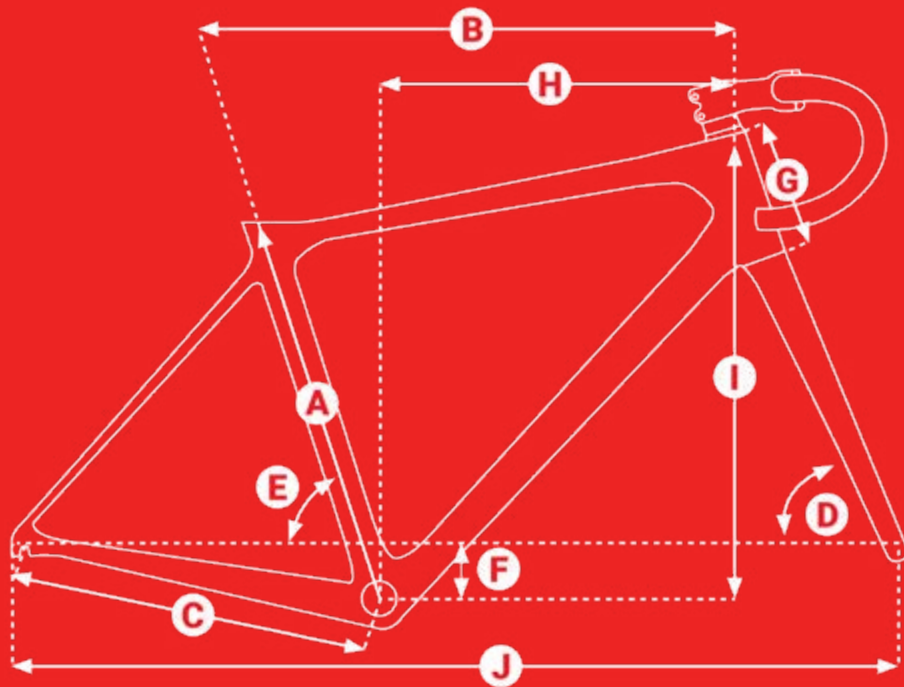
Y
O
U
R

L
I
F
E



GEOMETRY

G120, G100



Wheel size

700 C

	XS	S	M	L	XL
A Seat tube height (mm)	445	470	500	530	560
B Effective top tube (mm)	530	550	576	588	601
C Chain stay length (mm)	440	440	440	440	440
D Head tube angle (degree)	71	71,75	71,75	71,75	71,75
E Seat tube angle (degree)	73,8	73,5	73,5	73,5	73,5
F Bottom bracket drop (mm)	80	80	80	80	80
G Head tube length (mm)	140	160	180	200	210
H Reach (mm)	363	373	393	400	410
I Stack (mm)	576	598	616	636	645
J Wheelbase (mm)	1017	1027	1053	1066	1079

G120

WELT
welt-bikes.com

Electric Blue



FRAME SIZE

S | M | L

WHEEL SIZE

700 C

FRAME

Alloy 6061, Through Axles, Compensation, Inner Headset cable routing, UDH hanger, Dropperpost ready

GEARS

2x12

FORK

Carbon, 700C, 50c tire compatible, Through Axle, Flat Mount

REAR DERAILLEUR

Shimano GRX RD-RX820

FRONT DERAILLEUR

Shimano GRX FD-RX820

BRAKES TYPE

Shimano GRX, BR-RX820, Hydraulic DB

TIRES

SCHWALBE G-ONE - 700x45c: Foldable, TLR, Tanwall

HUBS

DH-969/970T:2F+4R Sealed Bearings

HANDLEBARS

Gravel Alloy Dropbar - Width: 380/400/420/440mm, Reach: 75mm, Drop: 120mm, Flare: 20 degree

CRANKSET

Shimano FC-RX610-2 Hollow axle, 46/30T

RIMS

EL-2325D - 23mm inner width, Tubeless Ready

CASSETTE

SunRace TW, CSMSZ600, 12 sp, 11-36T

SHIFTERS

Shimano GRX ST-RX820 2x12sp

WEIGHT

11,5 kg

A high-tech model for demanding riders, equipped with the latest Shimano GRX 820 2x12

G120

WELT
welt-bikes.com



Night Grey

FRAME SIZE

S | M | L

WHEEL SIZE

700 C

FRAME

Alloy 6061, Through Axles, Compensation, Inner Headset cable routing, UDH hanger, Dropperpost ready

GEARS

2x12

FORK

Carbon, 700C, 50c tire compatible, Through Axle, Flat Mount

REAR DERAILLEUR

Shimano GRX RD-RX820

FRONT DERAILLEUR

Shimano GRX FD-RX820

BRAKES TYPE

Shimano GRX, BR-RX820, Hydraulic DB

TIRES

SCHWALBE G-ONE - 700x45c: Foldable, TLR, Tanwall

HUBS

DH-969/970T:2F+4R Sealed Bearings

HANDLEBARS

Gravel Alloy Dropbar - Width: 380/400/420/440mm, Reach: 75mm, Drop: 120mm, Flare: 20 degree

CRANKSET

Shimano FC-RX610-2 Hollow axle, 46/30T

RIMS

EL-2325D - 23mm inner width, Tubeless Ready

CASSETTE

SunRace TW, CSMSZ600, 12 sp, 11-36T

SHIFTERS

Shimano GRX ST-RX820 2x12sp

WEIGHT

11,5 kg

A high-tech model for demanding riders, equipped with the latest Shimano GRX 820 2x12

G100

WELT

welt-bikes.com



Mystic orange

FRAME SIZE

XS | S | M | L | XL

WHEEL SIZE

700 C

FRAME

Alloy 6061, Through Axles, Compensation, Inner Headset cable routing, UDH hanger, Dropperpost ready

GEARS

2x10

FORK

Carbon, 700C, 50c tire compatible, Through Axle, Flat Mount

REAR DERAILLEUR

Shimano GRX RD-RX400

FRONT DERAILLEUR

Shimano GRX FD-RX400

BRAKES TYPE

Shimano GRX, BR-RX410, Hydraulic DB

TIRES

HARTEX X-GRIT - 700x45c

HUBS

DH-969/970T:2F+4R Sealed Bearings

HANDLEBARS

Gravel Alloy Dropbar -

Width: 380/400/420/440mm, Reach: 75mm, Drop: 120mm, Flare: 20 degree

CRANKSET

Prowheel RPL-521-TT: Hollow axle, 46/30T

RIMS

EL-2325D - 23mm inner width, Tubeless Ready

CASSETTE

SunRace TW, CSMS0, 10sp, 11-36T

SHIFTERS

Shimano GRX ST-RX400

WEIGHT

11,1 kg

An ultra-versatile gravel bike for limitless adventures, featuring Shimano GRX 2*10 drivetrain and hydraulic disc brakes

*Technical characteristics given for information only, subject to modification. Photos are non-binding

G100

WELT
welt-bikes.com



Kiwi

FRAME SIZE

XS | S | M | L | XL

WHEEL SIZE

700 C

FRAME

Alloy 6061, Through Axles, Compensation, Inner Headset cable routing, UDH hanger, Dropperpost ready

GEARS

2x10

FORK

Carbon, 700C, 50c tire compatible, Through Axle, Flat Mount

REAR DERAILLEUR

Shimano GRX RD-RX400

FRONT DERAILLEUR

Shimano GRX FD-RX400

BRAKES TYPE

Shimano GRX, BR-RX410, Hydraulic DB

TIRES

HARTEX X-GRIT - 700x45c

HUBS

DH-969/970T:2F+4R Sealed Bearings

HANDLEBARS

Gravel Alloy Dropbar -
Width: 380/400/420/440mm, Reach: 75mm,
Drop: 120mm, Flare: 20 degree

CRANKSET

Prowheel RPL-521-TT: Hollow axle, 46/30T

RIMS

EL-2325D - 23mm inner width,
Tubeless Ready

CASSETTE

SunRace TW, CSMS0, 10sp, 11-36T

SHIFTERS

Shimano GRX ST-RX400

WEIGHT

11,1 kg

An ultra-versatile gravel bike for limitless adventures, featuring Shimano GRX 2*10 drivetrain and hydraulic disc brakes

*Technical characteristics given for information only, subject to modification. Photos are non-binding



R
I
D
E

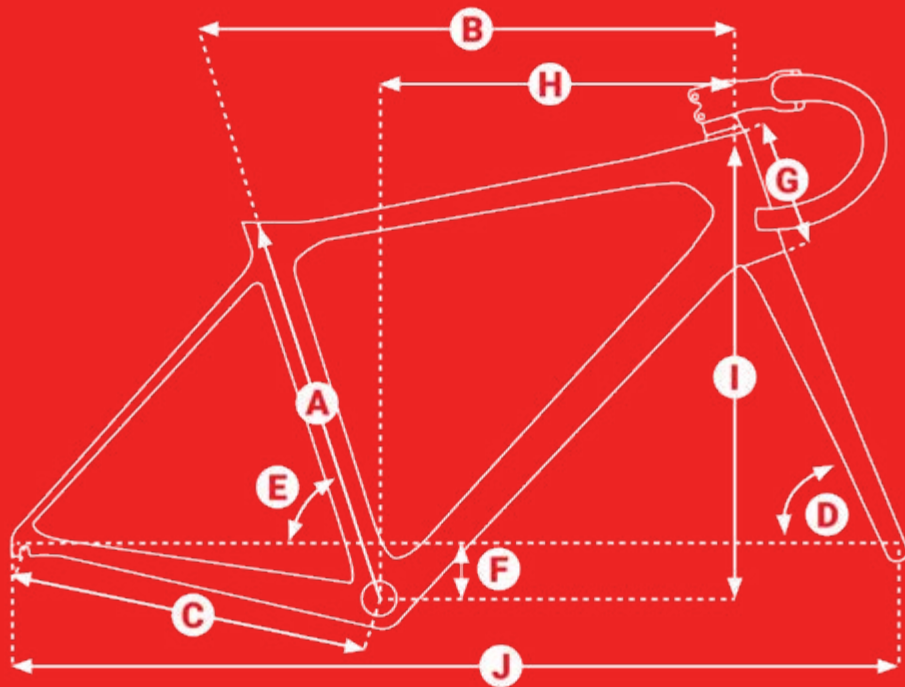
Y
O
U
R

L
I
F
E



GEOMETRY

VOYAGER



Wheel size

700 C

	XS	S	M	L
A Seat tube height (mm)	440	470	500	530
B Effective top tube (mm)	543	558	580	592
C Chain stay length (mm)	440	440	440	440
D Head tube angle (degree)	71.5	71.5	71.5	71.5
E Seat tube angle (degree)	73.5	73.5	73.5	73.5
F Bottom bracket drop (mm)	80	80	80	80
G Head tube length (mm)	140	160	180	200
H Reach (mm)	368	377	393	400
I Stack (mm)	596	612	631	650
J Wheelbase (mm)	1014	1035	1057	1071

VOYAGER 2.0

WELT
welt-bikes.com



Armor Grey

FRAME SIZE

XS | S | M | L

WHEEL SIZE

700 C

FRAME

Alloy 6061, Through Axles, Compensation, Tapered headtube

GEARS

2x10

FORK

Alloy 6061, Hydroformed, 700x50 compatible

REAR DERAILLEUR

Shimano CUES RD-U6020

FRONT DERAILLEUR

Shimano CUES FD-U6030

BRAKES TYPE

Shimano CUES BR-6030 Hydraulic

TIRES

WTB RIDDLER 700X45c

HUBS

DH-969/970T:2F+4R Sealed Bearings

HANDLEBARS

Gravel Alloy Dropbar -

Width: 420mm, Reach: 75mm, Drop: 116mm,

Flare: 10 degree

CRANKSET

Prowheel RPL-521-TT: Hollow axle, 46/30T

RIMS

HLQC-GA51 - 23mm inner width,

Tubeless Ready

CASSETTE

Shimano CS-LG300 10sp 11-39T

SHIFTERS

Shimano ST-U6030

WEIGHT

12,68 kg

Voyager 2.0 is a step up in comfort and control, featuring a more relaxed geometry and a Shimano CUES U3020 drivetrain. Designed for riders who prioritise all-day comfort across mixed terrain, it delivers a smooth, stable performance that builds confidence ride after ride. Excellent introduction to gravel adventures

*Technical characteristics given for information only, subject to modification. Photos are non-binding

VOYAGER 1.0

WELT
welt-bikes.com



Swamp green

FRAME SIZE

XS | S | M | L

WHEEL SIZE

700 C

FRAME

Alloy 6061, Through Axles, Compensation, Tapered headtube

GEARS

2x9

FORK

Alloy 6061, Hydroformed, 700x50 compatible

REAR DERAILLEUR

Shimano CUES RD-U3020

FRONT DERAILLEUR

Shimano CUES FD-U6030

BRAKES TYPE

TEKTRO MD-C550 Mechanical

TIRES

WTB RIDDLER 700X45c

HUBS

DH-969/970T:2F+4R Sealed Bearings

HANDLEBARS

Gravel Alloy Dropbar - Width: 420mm, Reach: 75mm, Drop: 116mm, Flare: 10 degree

CRANKSET

Prowheel RPL-521-TT: Hollow axle, 46/30T

RIMS

HLQC-GA51 - 23mm inner width, Tubeless Ready

CASSETTE

Shimano CS-LG300 9sp 11-36T

SHIFTERS

Shimano CUES ST-U3030

WEIGHT

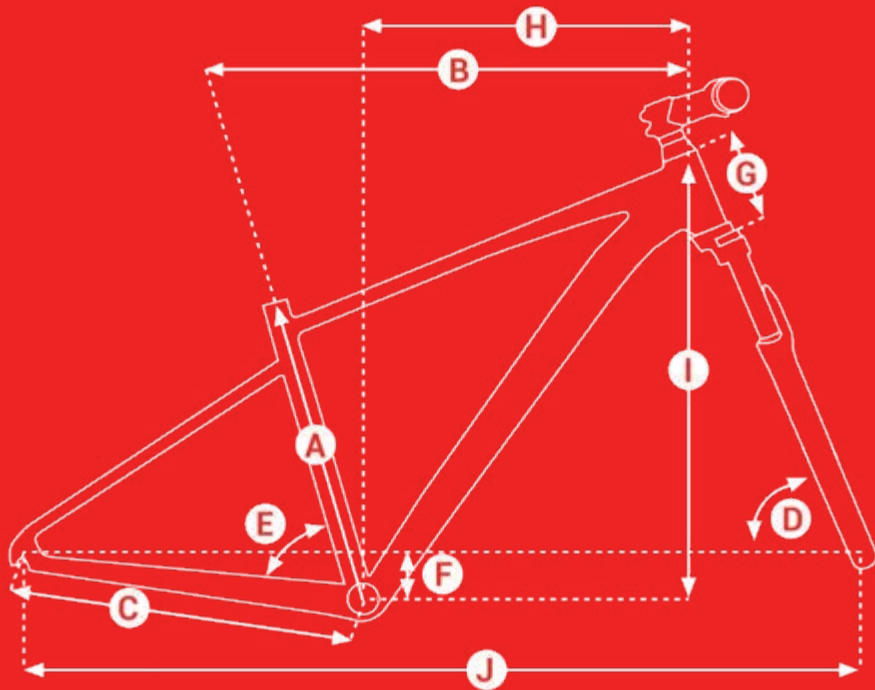
12,68 kg

Voyager 1.0 is a versatile gravel bike designed for accessible performance and everyday comfort. Built around an aluminium gravel frame with mechanical disc brakes, durable and reliable components and an upright riding position, it offers a comfortable, confident rides from commuting to weekend gravel

*Technical characteristics given for information only, subject to modification. Photos are non-binding

GEOMETRY

STROKE



Wheel size

700 C

	XS	S	M	L
A Seat tube height (mm)	450	480	510	540
B Effective top tube (mm)	540	564	588	606
C Chain stay length (mm)	440	440	440	440
D Head tube angle (degree)	69	70	70	70
E Seat tube angle (degree)	74,5	74	74	74
F Bottom bracket drop (mm)	67	67	67	67
G Head tube length (mm)	135	156	172	206
H Reach (mm)	389	396	416	424
I Stack (mm)	562	587	602	633
J Wheelbase (mm)	1063	1067	1093	1113



R
I
D
E

Y
O
U
R

L
I
F
E

STROKE 2.0

WELT
welt-bikes.com



Urban Bronze

FRAME SIZE

XS | S | M | L

WHEEL SIZE

700 C

FRAME

Alloy 6061, Compensation,
Inner Headset cable routing

GEARS

2x9

FORK

Alloy 6061, Through Axles,
Hydroformed, 50c

REAR DERAILLEUR

Shimano CUES RD-U3020

FRONT DERAILLEUR

Shimano CUES FD-U4000

BRAKES TYPE

Shimano MT-200+UR300, 180/160 Rotors

TIRES

HARTEX X-GRIT - 700x45c

HUBS

DH-969/906T: 2F+4R Sealed Bearings,
6 pawls

HANDLEBARS

HB-21BT: Flat Bar 31.8x680mm

CRANKSET

SHIMANO CUES FC-U4010-2 46-30T

RIMS

EL-2325D - 23mm inner width,
Tubeless Ready

CASSETTE

Shimano CUES CS-LG300-9, 11-36T

SHIFTERS

Shimano CUES SL-U4000 - 2x9 sp

WEIGHT

12,9 kg

Stroke 2.0 features a clean, minimalist frame design paired with the widest gear range for effortless performance in urban setting and light gravel routes. Equipped with a Shimano CUES drivetrain, it delivers smooth, reliable shifting in all conditions. Designed for those who want versatile performance with unique style

*Technical characteristics given for information only, subject to modification. Photos are non-binding

STROKE 1.0

WELT
welt-bikes.com



Urban grey

FRAME SIZE

XS | S | M | L

WHEEL SIZE

700 C

FRAME

Alloy 6061, Compensation,
Inner Headset cable routing

GEARS

1x9

FORK

Alloy 6061, Through Axles,
Hydroformed, 50c

REAR DERAILLEUR

Shimano CUES RD-U4000

BRAKES TYPE

Shimano MT-200+UR300,
180/160 Rotors

TIRES

HARTEX X-GRIT - 700x45c

HUBS

DH-969/906T: 2F+4R Sealed Bearings,
6 pawls

HANDLEBARS

HB-21BT: Flat Bar 31.8x680mm

CRANKSET

Prowheel RPL-FD16S-F-TT: 40T, Hollowtech

RIMS

EL-2325D - 23mm inner width,
Tubeless Ready

CASSETTE

Shimano CUES CS-LG300-9, 11-41T

SHIFTERS

Shimano CUES SL-U4000 - 1x9 sp

WEIGHT

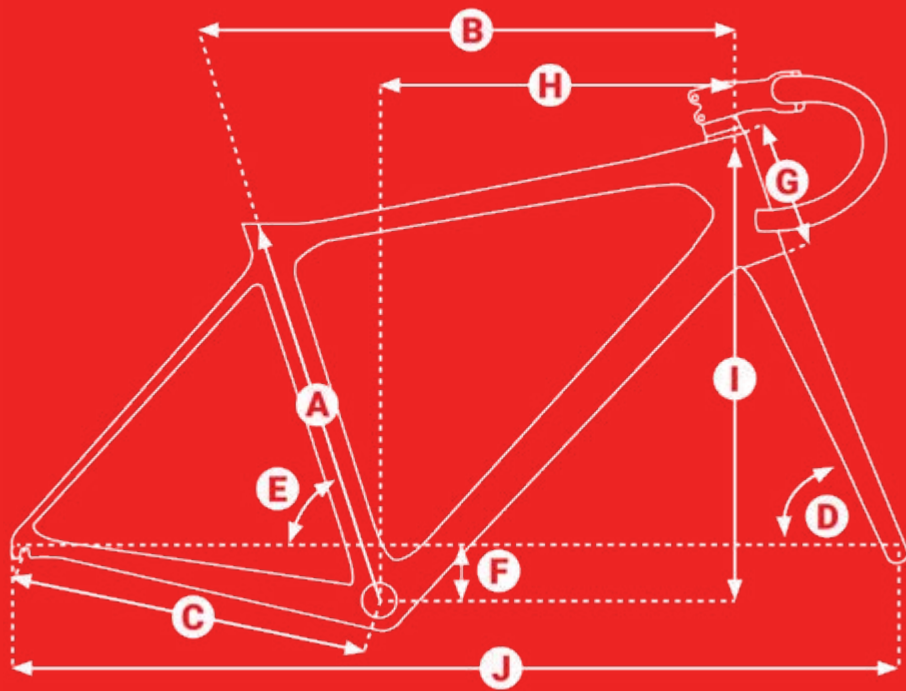
12,6 kg

Stroke 1.0 features an upright frame geometry with internal headset routing, sealed 6-pawl hubs and hydraulic disc brakes with bigger rotors. It is equally efficient in the city and on light off-road terrain. Designed with refined lifestyle appeal, Stroke 1.0 is a statement

*Technical characteristics given for information only, subject to modification. Photos are non-binding

GEOMETRY

GRAVELLA



Wheel size

700 C

	XS	S	M
A Seat tube height (mm)	390	420	460
B Effective top tube (mm)	510	530	550
C Chain stay length (mm)	430	430	430
D Head tube angle (degree)	69.5	71	71
E Seat tube angle (degree)	74.5	74.5	74
F Bottom bracket drop (mm)	75	75	75
G Head tube length (mm)	110	135	160
H Reach (mm)	365	375	385
I Stack (mm)	525	560	590
J Wheelbase (mm)	1047	1054	1085

GRAVELLA

WELT
welt-bikes.com



Mint green

FRAME SIZE

XS | S | M

WHEEL SIZE

700 C

FRAME

Alloy 6061, Through Axles, Compensation, Inner Headset cable routing, UDH hanger

GEARS

2x10

FORK

Carbon, 700C, 50c tire compatible
Through Axle, Disc Flat Mount

REAR DERAILLEUR

Shimano GRX RD-RX400

FRONT DERAILLEUR

Shimano GRX FD-RX400

BRAKES TYPE

Shimano GRX, BR-RX410, Hydraulic DB

TIRES

HARTEX X-GRIT - 700x45c

HUBS

DH-969/970T: 2F+4R Sealed Bearings

HANDLEBARS

Gravel Alloy Dropbar -
Width: 380/400 mm, Reach: 75mm,
Drop:120mm, Flare: 20 degree

CRANKSET

Prowheel RPL-521-TT: Hollow axle, 46/30T,
165mm

RIMS

EL-2325D - 23mm inner width,
Tubeless Ready

CASSETTE

SunRace TW, CSMS0, 10sp, 11-36T

SHIFTERS

Shimano GRX ST-RX400

WEIGHT

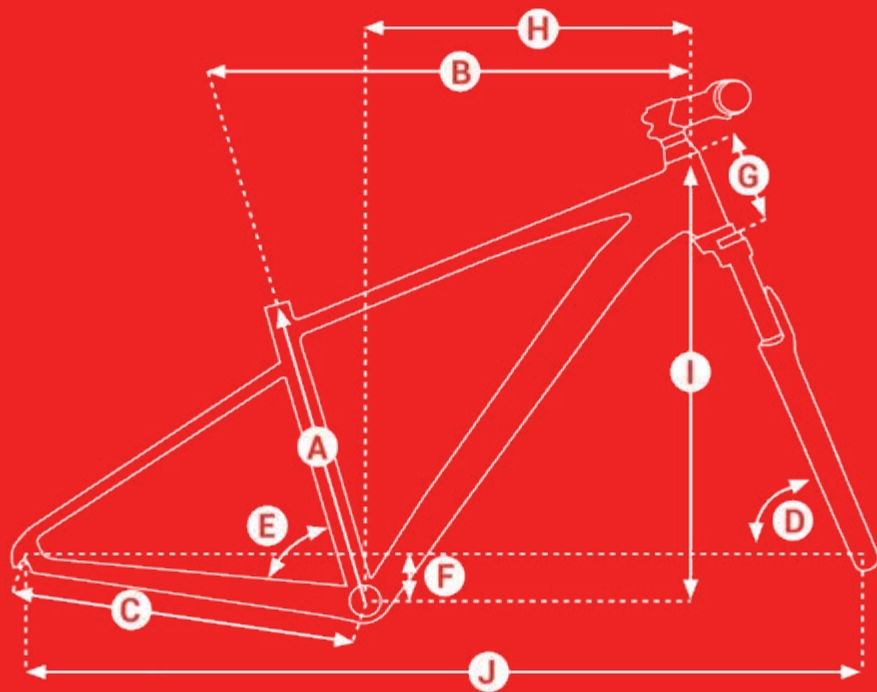
11,7 kg

Gravel bike with frame geometry tailored to female morphology, based on the proven G100 platform – a go-to model for long-distance cycling. Equipped with a Shimano GRX drivetrain it is compatible with UDH standards making this gravel an excellent choice to progress from first ride to more technical adventures

*Technical characteristics given for information only, subject to modification. Photos are non-binding

GEOMETRY

NOVELLA



Wheel size

700 C

	XS	S	M
A Seat tube height (mm)	430	460	490
B Effective top tube (mm)	525	550	580
C Chain stay length (mm)	440	440	440
D Head tube angle (degree)	69	70	70
E Seat tube angle (degree)	75	74	74
F Bottom bracket drop (mm)	67	67	67
G Head tube length (mm)	135	155	170
H Reach (mm)	374	382	408
I Stack (mm)	562	585	599
J Wheelbase (mm)	1047	1054	1085

NOVELLA

WELT
welt-bikes.com

Milky Beige



FRAME SIZE

XS | S | M

WHEEL SIZE

700 C

FRAME

Alloy 6061, Through Axles, Compensation, Inner Headset cable routing

GEARS

1x9

FORK

Alloy 6061, Hydroformed, 50c

REAR DERAILLEUR

Shimano CUES RD-U4000

BRAKES TYPE

Shimano MT-200+UR300, 180/160 Rotors

TIRES

HARTEX X-GRIT - 700x45c

HUBS

DH-969/906T: 2F+4R Sealed Bearings, 6 pawls

HANDLEBARS

HB-21BT: Flat Bar 31.8x640mm

CRANKSET

Prowheel RPL-FD16S-F-TT: 40T, Hollowtech 165mm

RIMS

EL-2325D - 23mm inner width, Tubeless Ready

CASSETTE

Shimano CUES CS-LG300-9, 11-41T

SHIFTERS

Shimano CUES SL-U4000 - 1x9 sp

Novella is a gravel bike with designed for women with a flat bar and an upright, comfortable geometry. It features elegant integrated headset cable routing, sealed 6-pawl hubs and hydraulic disc brakes for smooth, reliable performance. Blending style, practicality and performance, it is adapted to female morphology

*Technical characteristics given for information only, subject to modification. Photos are non-binding

ROAD

A scenic view of a winding asphalt road on a hillside. The road curves to the right, marked with a yellow line. In the foreground, a metal guardrail runs across the frame. The background shows a hillside covered in green bushes and trees under a clear sky.

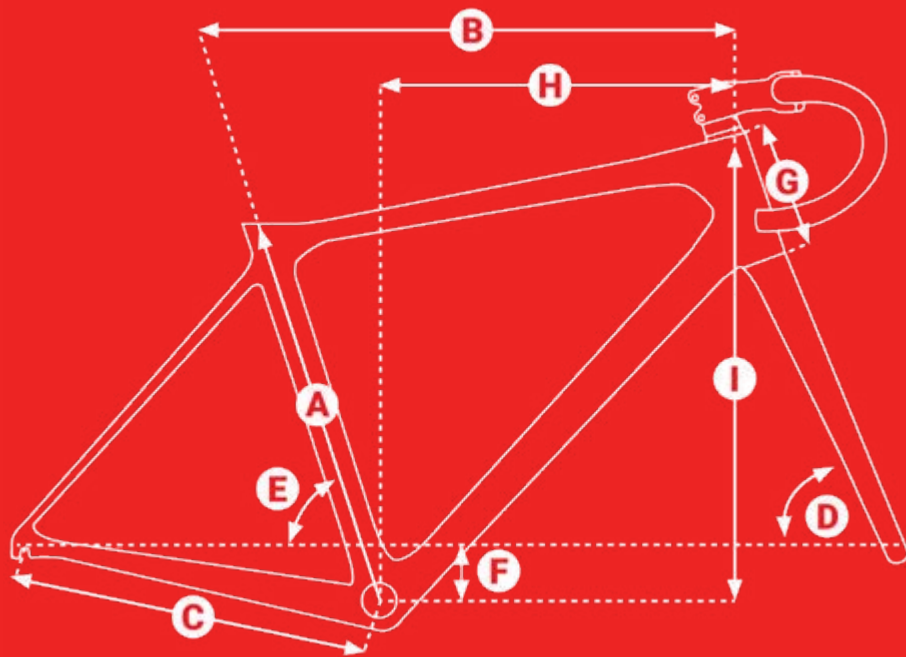
**PURE EFFICIENCY, ENDLESS HORIZONS.
DESIGNED TO PERFORM ON EVERY ROAD,
FROM ALL-DAY ADVENTURES TO SERIOUS
ROAD TRAINING RIDES**

WELT 1988-2011



GEOMETRY

R200



Wheel size

700 C

	S	M	L
A Seat tube height (mm)	450	480	500
B Effective top tube (mm)	525	545	565
C Chain stay length (mm)	420	420	420
D Head tube angle (degree)	71	72	72,5
E Seat tube angle (degree)	74	74	73,5
F Bottom bracket drop (mm)	80	80	78
G Head tube length (mm)	120	135	145
H Reach (mm)	372	387	399
I Stack (mm)	533	551	560

R200

WELT
welt-bikes.com



Pearl white

FRAME SIZE

S | M | L

WHEEL SIZE

700 C

FRAME

Carbon T800+T1000, Through Axles, Inner Headset cable routing, UDH hanger, Endurance Geometry, Integrated Seatclamp

GEARS

2x12

FORK

Carbon T800+T1000, Through Axles, 700x40c compatible

REAR DERAILLEUR

SHIMANO RD-R7150 DI2, Battery+Charger included

FRONT DERAILLEUR

SHIMANO RD-R7150 DI2

BRAKES TYPE

SHIMANO BR-R7170

TIRES

SCHWALBE PRO ONE EVO: 700x28c, Tanwall, Foldable, V-GUARD, TLE, PERFORMANCE, RACEGUARD, ADDIX RACE

HUBS

NOVATEC;D981SB/D982SB; 4pawls; Sealed Bearings

HANDLEBARS

Road Alloy Dropbar - Width: 400mm, Reach: 74mm, Drop: 116mm, Flare: 0 degree

CRANKSET

SHIMANO 105: FC-R7100: 50X34

RIMS

HLQX-51: Alloy, Double wall, Tubeless Ready, 25c inner width

CASSETTE

SHIMANO CS-HG710-12: 11-36T

SHIFTERS

SHIMANO ST-R7170 Di2, 2x12sp

R200 features a carbon endurance frameset paired with a Shimano 105 2x12 (R7150 D2) drivetrain and clearance for 700x40c tyres. Designed for ambitious amateur riders seeking maximum power output with minimum effort, it delivers efficient performance across long distances on road, gravel and light mixed terrain

*Technical characteristics given for information only, subject to modification. Photos are non-binding

WELT

SINCE 2015



KIDS & TEENS

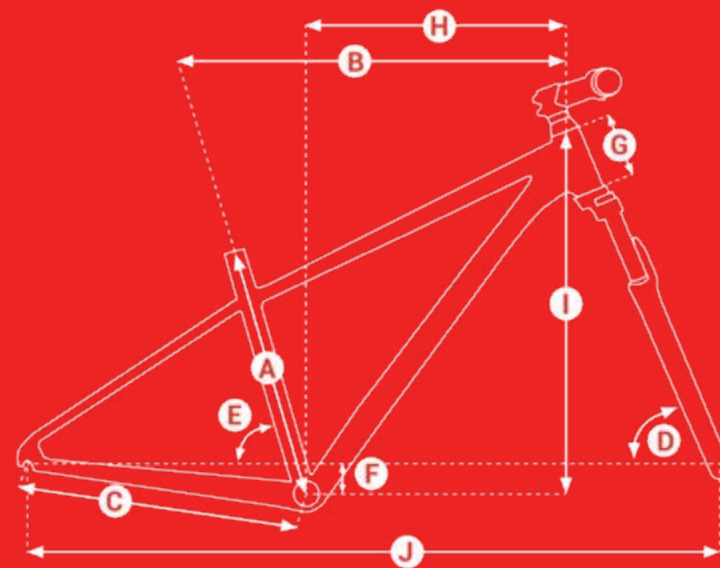


**THESE ARE BIKES YOUR KIDS WILL LOVE
AND WANT TO RIDE ALL SUMMER LONG**

YOUROCK



GEOMETRY

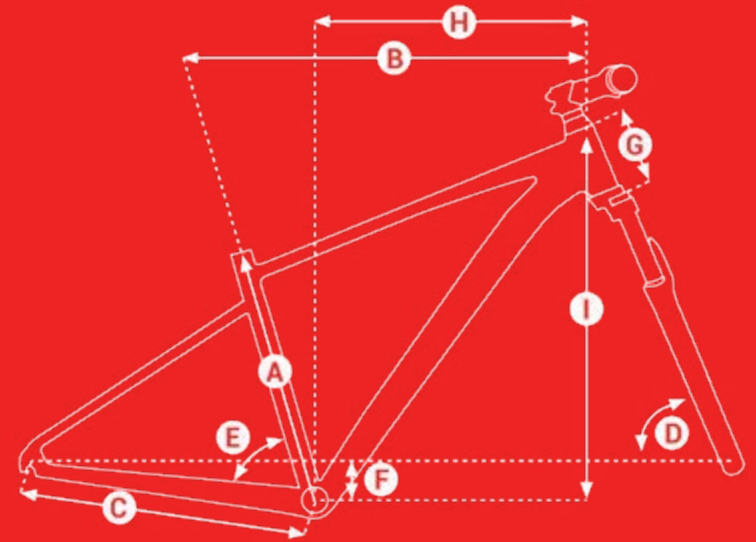


Wheel size	26'
A Seat tube height (mm)	335
B Effective top tube (mm)	556
C Chain stay length (mm)	425
D Head tube angle (degree)	66
E Seat tube angle (degree)	73
F Bottom bracket drop (mm)	40
G Head tube length (mm)	100
H Reach (mm)	380
I Stack (mm)	577
J Wheelbase (mm)	1092

BRAVE



GEOMETRY



Wheel size	20'	24'
A Seat tube height (mm)	258	325
B Effective top tube (mm)	444	516
C Chain stay length (mm)	350	405
D Head tube angle (degree)	69	69
E Seat tube angle (degree)	73,5	72,3
F Bottom bracket drop (mm)	20	40
G Head tube lenght (mm)	95	100
H Reach (mm)	317	344
I Stack (mm)	431	539

YOUROCK 2.0

26 HD

WELT
welt-bikes.com

Drake Gray



WHEEL SIZE

26"

FRAME

Alloy 6061, Smooth Welding

GEARS

1x8

FORK

Suspension fork: SunTour XCE28

REAR DERAILLEUR

Shimano ESSA RD-U2000

BRAKES TYPE

TEKTRO TKD176, Hydraulic DB

HUBS

D761DSE/D762TSE: Sealed Bearings

TIRES

KENDA 3SIXTY 26x2,4

HANDLEBARS

AL-320BT: Flat Bar 31,8x660mm

CRANKSET

Prowheel A10BPP: Alloy, 32T

RIMS

HLQC-GA56 26mm inner width

CASSETTE

Shimano CS-HG400 8sp 11-45T

SHIFTERS

Shimano ALTUS SL-M315 8 sp

WEIGHT

14,26 kg

Yourock is a modern youth bike designed for progression with fun and freedom to ride every day. With confidence-inspiring geometry and reliable components, it offers a safe and enjoyable base to develop skills and independence. Ideal for active young riders aged 12+ or approximately 150 cm and above

*Technical characteristics given for information only, subject to modification. Photos are non-binding

YOUROCK 1.0

26 MD

WELT
welt-bikes.com

Forest Green



WHEEL SIZE

26"

FRAME

Alloy 6061, Smooth Welding

GEARS

1x7

FORK

Suspension fork 2ROXX: CH-386

REAR DERAILLEUR

Shimano RD-TY300

BRAKES TYPE

TEKTRO TS-325A, Mechanical

HUBS

D761DSE/D762TSE: Sealed Bearings

TIRES

KENDA 3SIXTY 26x2,4

HANDLEBARS

AL-320BT: Flat Bar 31,8x660mm

CRANKSET

Prowheel A10BPP: Alloy, 32T

RIMS

HLQC-GA56 26mm inner width

CASSETTE

Shimano CS-HG200 7sp 12-32T

SHIFTERS

Shimano ALTUS SL-M315 7sp

WEIGHT

13,86 kg

Yourock is a modern youth bike designed for progression with fun and freedom to ride every day. With confidence-inspiring geometry and reliable components, it offers a safe and enjoyable base to develop skills and independence. Ideal for active young riders aged 12+ or approximately 150 cm and above

*Technical characteristics given for information only, subject to modification. Photos are non-binding

BRAVE

24 HD

WELT
welt-bikes.com

Purple



WHEEL SIZE

24"

FRAME

Alloy 6061, Compensation

GEARS

1x8

FORK

Suspension fork 2ROXX: CH-386

REAR DERAILLEUR

Shimano ALTUS RD-M310

BRAKES TYPE

Shimano, MT-200, Hydraulic DB

HUBS

D761DSE/D762TSE: Sealed Bearings

TIRES

VEE TIRE 24 X 2.25

HANDLEBARS

AL-320BT: Flat Bar 31,8x600mm

CRANKSET

Prowheel A10BPP: Alloy, 32T

RIMS

HLQC-GA56 24mm inner width

CASSETTE

SHIMANO CS-HG31 8sp 11-34T

SHIFTERS

SHIMANO; ALTUS SL-M315-8R

Brave is a sporty youth MTB designed to help young riders build skills with confidence on trail rides. It features a 50 mm suspension fork, sealed bearings and hydraulic disc brakes for reliable control and durability. Built for growing teens ready for active trail exploration, it rolls on 24" wheels and fits riders aged 9-12 (130-155 cm)

*Technical characteristics given for information only, subject to modification. Photos are non-binding

BRAVE

24 MD

WELT
welt-bikes.com

Bizarre Green



WHEEL SIZE

24"

FRAME

Alloy 6061, Compensation

GEARS

1x7

FORK

Suspension fork 2ROXX: CH-386

REAR DERAILLEUR

Shimano RD-TY300

BRAKES TYPE

POWER BX-351, Mechanical

HUBS

D761DSE/D762TSE: Sealed Bearings

TIRES

KENDA K1047 24x2,3 Tanwall

HANDLEBARS

AL-320BT: Flat Bar 31,8x600mm

CRANKSET

Prowheel A10BPP: Alloy, 32T

RIMS

HLQC-GA56 24mm inner width

CASSETTE

Shimano CS-HG200 7sp 12-32T

SHIFTERS

Shimano ALTUS SL-M315 7sp

WEIGHT

13,35 kg

Brave is a sporty youth MTB designed to help young riders build skills with confidence on trail rides. It features a 50 mm suspension fork, sealed bearings and mechanical disc brakes for reliable control and durability. It rolls on 24" wheels and fits riders aged 9-12 (130-155 cm)

*Technical characteristics given for information only, subject to modification. Photos are non-binding

BRAVE

24 MD

WELT
welt-bikes.com

Dreamy Fox



WHEEL SIZE

24"

FRAME

Alloy 6061, Compensation

GEARS

1x7

FORK

Suspension fork 2ROXX: CH-386

REAR DERAILLEUR

Shimano RD-TY300

BRAKES TYPE

POWER BX-351, Mechanical

HUBS

D761DSE/D762TSE: Sealed Bearings

TIRES

KENDA K1047 24x2,3 Tanwall

HANDLEBARS

AL-320BT: Flat Bar 31,8x600mm

CRANKSET

Prowheel A10BPP: Alloy, 32T

RIMS

HLQC-GA56 24mm inner width

CASSETTE

Shimano CS-HG200 7sp 12-32T

SHIFTERS

Shimano ALTUS SL-M315 7sp

WEIGHT

13,35 kg

Brave is a sporty youth MTB designed to help young riders build skills with confidence on trail rides. It features a 50 mm suspension fork, sealed bearings and mechanical disc brakes for reliable control and durability. It rolls on 24" wheels and fits riders aged 9-12 (130-155 cm)

*Technical characteristics given for information only, subject to modification. Photos are non-binding

BRAVE

20 MD

WELT
welt-bikes.com

Sparkling Red



WHEEL SIZE

20"

FRAME

Alloy 6061

GEARS

1x7

FORK

Suspension fork 2ROXX: CH-327

REAR DERAILLEUR

Shimano RD-TY300

BRAKES TYPE

POWER BX-351, Mechanical

HUBS

JY-753DSE/JY-754DSE: Sealed Bearings

TIRES

KENDA K1047 20x1,95

HANDLEBARS

AL-320BT: Flat Bar 31,8x580mm

CRANKSET

Prowheel A10BPP: Alloy, 32T

RIMS

HLQC-02 21mm inner width

CASSETTE

Shimano MF-TZ500 7sp 12-32T

SHIFTERS

Shimano ALTUS SL-M315 7sp

Brave is a sporty youth MTB designed to help young riders build skills with confidence on trail rides. It features a 50 mm suspension fork, sealed bearings and mechanical disc brakes for reliable control and durability. It rolls on 20" wheels and fits children aged 7-11 (120-145 cm)

*Technical characteristics given for information only, subject to modification. Photos are non-binding

BRAVE

20 UB

WELT
welt-bikes.com

Calm Green



WHEEL SIZE

20"

FRAME

Alloy 6061

GEARS

1x7

FORK

Suspension fork 2ROXX: CH-327

REAR DERAILLEUR

Shimano RD-TY300

BRAKES TYPE

TEKTRO C310, V-brakes

HUBS

JY-753DSE/JY-754DSE: Sealed Bearings

TIRES

KENDA K1047 20x1,95

HANDLEBARS

AL-320BT: Flat Bar 31,8x580mm

CRANKSET

Prowheel A10BPP: Alloy, 32T

RIMS

HLQC-02 21mm inner width

CASSETTE

Shimano MF-TZ500 7sp 12-32T

SHIFTERS

Shimano ALTUS SL-M315 7sp

WEIGHT

10,59 kg

Brave is a sporty and reliable youth MTB designed to build skills and confidence from the first off-road trail rides. It features a suspension fork, sealed bearings, and V-brakes

BRAVE

20 UB

WELT
welt-bikes.com

Raspberry pink



WHEEL SIZE

20"

FRAME

Alloy 6061

GEARS

1x7

FORK

Suspension fork 2ROXX: CH-327

REAR DERAILLEUR

Shimano RD-TY300

BRAKES TYPE

TEKTRO C310, V-brakes

HUBS

JY-753DSE/JY-754DSE: Sealed Bearings

TIRES

KENDA K1047 20x1,95

HANDLEBARS

AL-320BT: Flat Bar 31,8x580mm

CRANKSET

Prowheel A10BPP: Alloy, 32T

RIMS

HLQC-02 21mm inner width

CASSETTE

Shimano MF-TZ500 7sp 12-32T

SHIFTERS

Shimano ALTUS SL-M315 7sp

WEIGHT

10,59 kg

Brave is a sporty and reliable youth MTB designed to build skills and confidence from the first off-road trail rides. It features a suspension fork, sealed bearings, and V-brakes

*Technical characteristics given for information only, subject to modification. Photos are non-binding

TEDDY

WELT **KIDS**

Rocky Biege



WHEEL SIZE

16"

FRAME

Alloy 6061, Compensation

GEARS

1

FORK

Alloy 6061, Compensation

BRAKES TYPE

POWER VB-4, V-brakes

HUBS

DH703F/756DSE: Sealed Bearings

TIRES

KENDA K1047 16x1,5

HANDLEBARS

AL-155S: Flat Bar, 25.4x460mm

CRANKSET

SAMOX: SAC03-111P1P-1

RIMS

HLQC-07X1

WEIGHT

7,33 kg

Teddy is a comfortable and easy to handle first bike for young kids. It features a lightweight alloy frame and rigid fork, with optional training wheels for added stability. It fits children aged 2,5-5 as they take their very first steps into cycling

*Technical characteristics given for information only, subject to modification. Photos are non-binding

TEDDY

WELT **KIDS**

Milky Pink



WHEEL SIZE

16"

FRAME

Alloy 6061, Compensation

GEARS

1

FORK

Alloy 6061, Compensation

BRAKES TYPE

POWER VB-4, V-brakes

HUBS

DH703F/756DSE: Sealed Bearings

TIRES

KENDA K1047 16x1,5

HANDLEBARS

AL-155S: Flat Bar, 25.4x460mm

CRANKSET

SAMOX: SAC03-111P1-1

RIMS

HLQC-07X1

WEIGHT

7,33 kg

Teddy is a comfortable and easy to handle first bike for young kids. It features a lightweight alloy frame and rigid fork, with optional training wheels for added stability. It fits children aged 2,5-5 as they take their very first steps into cycling

*Technical characteristics given for information only, subject to modification. Photos are non-binding

**RIDE
YOUR
LIFE**





R
I
D
E

Y
O
U
R

L
I
F
E



G230

FRAME SIZE	S/M/L
WHEEL SIZE	700 C
FRAME	CARBON, Through Axles, Inner Headset cable routing, UDH hanger, Dropperpost ready, Storage cage, Double-Slit, Mudguard Bridge, Robust Protection
GEARS	1x12
FORK	Carbon, 700C, 50c tire compatible, Through Axle, Flip chip, Alloy Protection Inserts
REAR DERAILLEUR	Shimano GRX RD-RX715 Di2,
FRONT DERAILLEUR	-
BRAKES TYPE	Shimano GRX, BR-RX410, Hydraulic DB
SHIFTERS	Shimano GRX ST-RX717, Di2
TIRES	SCHWALBE G-ONE ALLROUND: Tanwall, FOLDABLE, 700CX45, ADDIX 67EPI, RACE GUARD, TLR
CASSETTE	SHIMANO CS-M6100 12sp 10-51T
HUBS	NOVATEC; D981SB/D982SB; 4pawls; Sealed Bearings Gravel Alloy Dropbar - Width: 420mm, Reach: 75mm, Drop: 116mm, Flare: 10°
HANDLEBARS	SHIMANO; FC-RX610 40T
CRANKSET	-
WEIGHT	-



G220

FRAME SIZE	S/M/L
WHEEL SIZE	700 C
FRAME	CARBON, Through Axles, Inner Headset cable routing, UDH hanger, Dropperpost ready, Storage cage, Double-Slit, Mudguard Bridge, Robust Protection
GEARS	2x12
FORK	Carbon, 700C, 50c tire compatible, Through Axle, Flip chip, Alloy Protection Inserts
REAR DERAILLEUR	Shimano GRX RD-RX820
FRONT DERAILLEUR	Shimano GRX RD-RX820
BRAKES TYPE	Shimano GRX, BR-RX820, Hydraulic DB
SHIFTERS	Shimano GRX ST-RX610
TIRES	SCHWALBE G-ONE ALLROUND: Tanwall, FOLDABLE, 700CX45, ADDIX 67EPI, RACE GUARD, TLR
CASSETTE	SHIMANO CS-HG710 12 sp 11-36T
HUBS	NOVATEC; D981SB/D982SB; 4pawls; Sealed Bearings Gravel Alloy Dropbar - Width: 420mm, Reach: 75mm, Drop: 116mm, Flare: 10°
HANDLEBARS	SHIMANO; FC-RX820 48/31T
CRANKSET	-
WEIGHT	-



G210

FRAME SIZE	S/M/L
WHEEL SIZE	700 C
FRAME	CARBON, Through Axles, Inner Headset cable routing, UDH hanger, Dropperpost ready, Storage cage, Double-Slit, Mudguard Bridge, Robust Protection
GEARS	2x12
FORK	Carbon, 700C, 50c tire compatible, Through Axle, Flip chip, Alloy Protection Inserts
REAR DERAILLEUR	Shimano GRX RD-RX820
FRONT DERAILLEUR	Shimano GRX RD-RX820
BRAKES TYPE	Shimano GRX, BR-RX410, Hydraulic DB
SHIFTERS	Shimano GRX ST-RX610
TIRES	SCHWALBE G-ONE ALLROUND: Tanwall, FOLDABLE, 700CX45, ADDIX 67EPI, RACE GUARD, TLR
CASSETTE	SHIMANO CS-HG710 12sp 11-36T
HUBS	NOVATEC; D981SB/D982SB; 4pawls; Sealed Bearings Gravel Alloy Dropbar - Width: 420mm, Reach: 75mm, Drop: 116 mm, Flare: 10°
HANDLEBARS	SHIMANO; FC-RX820 48/31T
CRANKSET	-
WEIGHT	-



G200

FRAME SIZE	S/M/L
WHEEL SIZE	700 C
FRAME	CARBON, Through Axles, Inner Headset cable routing, UDH hanger, Dropperpost ready, Storage cage, Double-Slit, Mudguard Bridge, Robust Protection
GEARS	2x10
FORK	Carbon, 700C, 50c tire compatible, Through Axle, Flip chip, Alloy Protection Inserts
REAR DERAILLEUR	Shimano GRX RD-RX400
FRONT DERAILLEUR	Shimano GRX FD-RX400
BRAKES TYPE	Shimano GRX, BR-RX410, Hydraulic DB
SHIFTERS	Shimano GRX ST-RX400
TIRES	WTB RIDDLER: 700X45c
CASSETTE	SHIMANO CS-HG500 10sp TIAGRA 11-34T
HUBS	DH-969/906T:2F+4R Sealed Bearings, 6 pawls
HANDLEBARS	Gravel Alloy Dropbar - Width: 420mm, Reach: 75mm, Drop: 116mm, Flare: 10°
CRANKSET	Shimano FC-RX600 Hollow axle, 46/30T
WEIGHT	-



G120

FRAME SIZE	S/M/L
WHEEL SIZE	700 C
FRAME	Alloy 6061, Through Axles, Compensation, Inner Headset cable routing, UDH hanger, Dropperpost ready
GEARS	2x12
FORK	Carbon, 700C, 50c tire compatible, Through Axle, Flat Mount
REAR DERAILLEUR	Shimano GRX RD-RX820
FRONT DERAILLEUR	Shimano GRX FD-RX820
BRAKES TYPE	Shimano GRX, BR-RX820, Hydraulic DB
SHIFTERS	Shimano GRX ST-RX820 2x12sp
TIRES	SCHWALBE G-ONE-700x45c: Foldable, TLR, Tanwall
CASSETTE	SunRace TW, CSMSZ600, 12 sp, 11-36T
HUBS	DH-969/970T:2F+4R Sealed Bearings
HANDLEBARS	Gravel Alloy Dropbar - Width:380/400/420/440mm, Reach: 75mm, Drop: 120mm, Flare:20 degree
CRANKSET	Shimano FC-RX610-2 Hollow axle, 46/30T
WEIGHT	11,5 kg



G100

FRAME SIZE	XS/S/M/L/XL
WHEEL SIZE	700 C
FRAME	Alloy 6061, Through Axles, Compensation, Inner Headset cable routing, UDH hanger, Dropperpost ready
GEARS	2x10
FORK	Carbon, 700C, 50c tire compatible Through Axle, Disc Flat Mount
REAR DERAILLEUR	Shimano GRX, RD-RX400
FRONT DERAILLEUR	Shimano GRX FD-RX400
BRAKES TYPE	Shimano GRX, BR-RX410, Hydraulic DB
SHIFTERS	Shimano GRX ST-RX400
TIRES	HARTEX X-GRIT - 700x45c
CASSETTE	SunRace TW, CSMS0, 10sp, 11-36T
HUBS	DH-969/970T:2F+4R Sealed Bearings
HANDLEBARS	Gravel Alloy Dropbar - Width:380/400/420/440mm, Reach:75mm, Drop:120mm, Flare:20 degree
CRANKSET	Prowheel RPL-521-TT: Hollow axle, 46/30T
WEIGHT	11,1 kg



VOYAGER 2.0

FRAME SIZE XS/S/M/L
 WHEEL SIZE 700 C
 FRAME Alloy 6061, Through Axles, Compensation, Tapered headtube
 GEARS 2x10
 FORK Alloy 6061, Hydroformed, 700x50 compatible
 REAR DERAILLEUR Shimano CUES RD-U6020
 FRONT DERAILLEUR Shimano CUES FD-U6030
 BRAKES TYPE Shimano CUES BR-6030 Hydraulic
 SHIFTERS Shimano ST-U6030
 TIRES WTB RIDDLER 700X45c
 CASSETTE Shimano CS-LG300 10sp 11-39T
 HUBS DH-969/909T:2F+4R Sealed Bearings
 HANDLEBARS Gravel Alloy Dropbar - Width: 420mm, Reach: 75mm, Drop: 116mm, Flare: 10 degree
 CRANKSET Prowheel RPL-521-TT: Hollow axle, 46/30T
 WEIGHT 12,68 kg



VOYAGER 1.0

FRAME SIZE XS/S/M/L
 WHEEL SIZE 700 C
 FRAME Alloy 6061, Through Axles, Compensation, Tapered headtube
 GEARS 2x9
 FORK Alloy 6061, Hydroformed, 700x50 compatible
 REAR DERAILLEUR Shimano CUES RD-U3020
 FRONT DERAILLEUR Shimano CUES FD-U6030
 BRAKES TYPE TEKTRO MD-C550 Mechanical
 SHIFTERS Shimano CUES ST-U3030
 TIRES WTB RIDDLER 700X45c
 CASSETTE Shimano CS-LG300 9sp 11-36T
 HUBS DH-969/970T:2F+4R Sealed Bearings
 HANDLEBARS Gravel Alloy Dropbar - Width: 420mm, Reach: 75mm, Drop: 116mm, Flare: 10 degree
 CRANKSET Prowheel RPL-521-TT: Hollow axle, 46/30T
 WEIGHT 12,68 kg



STROKE 2.0

FRAME SIZE XS/S/M/L
 WHEEL SIZE 700 C
 FRAME Alloy 6061, Compensation, Inner Headset cable routing
 GEARS 2x9
 FORK Alloy 6061, Through Axles, Hydroformed, 50c
 REAR DERAILLEUR Shimano CUES RD-U3020
 FRONT DERAILLEUR Shimano CUES FD-U4000
 BRAKES TYPE Shimano MT-200+UR300, 180/160 Rotors
 SHIFTERS Shimano CUES SL-U4000 - 2x9 sp
 TIRES HARTEX X-GRIT - 700x45c
 CASSETTE Shimano CUES CS-LG300-9, 11-36T
 HUBS DH-969/9906T:2F+4R Sealed Bearings, 6 pawls
 HANDLEBARS HB-21BT: Flat Bar 31.8x680mm
 CRANKSET SHIMANO CUES FC-U4010-2 46-30T
 WEIGHT 12,9 kg



STROKE 1.0

FRAME SIZE 700 C
 FRAME Alloy 6061, Compensation, Inner Headset cable routing
 GEARS 1x9
 FORK Alloy 6061, Through Axles, Hydroformed, 50c
 REAR DERAILLEUR Shimano CUES RD-U4000
 FRONT DERAILLEUR -
 BRAKES TYPE Shimano MT-200+UR300, 180/160 Rotors
 SHIFTERS Shimano CUES SL-U4000 - 1x9 sp
 TIRES HARTEX X-GRIT - 700x45c
 CASSETTE Shimano CUES CS-LG300-9, 11-41T
 HUBS DH-969/9906T:2F+4R Sealed Bearings, 6 pawls
 HANDLEBARS HB-21BT: Flat Bar 31.8x680mm
 CRANKSET Prowheel RPL-FD16S-F-TT: 40T, Hollowtech
 WEIGHT 12,6 kg



GRAVELLA

FRAME SIZE XS/S/M
 WHEEL SIZE 700 C
 FRAME Alloy 6061, Through Axles, Compensation, Inner Headset cable routing, UDH hanger
 GEARS 2x10
 FORK Carbon, 700C, 50c tire compatible Through Axle, Disc Flat Mount
 REAR DERAILLEUR Shimano GRX RD-RX400
 FRONT DERAILLEUR Shimano GRX FD-RX400
 BRAKES TYPE Shimano GRX, BR-RX410, Hydraulic DB
 SHIFTERS Shimano GRX ST-RX400
 TIRES HARTEX X-GRIT - 700x45c
 CASSETTE SunRace TW, CSMS0, 10sp, 11-36T
 HUBS DH-969/970T:2F+4R Sealed Bearings
 HANDLEBARS Gravel Alloy Dropbar - Width: 380/400 mm, Reach: 75mm, Drop: 120mm, Flare: 20 degree
 CRANKSET Prowheel RPL-521-TT: Hollow axle, 46/30T, 165mm
 WEIGHT 11,7 kg



NOVELLA

FRAME SIZE XS/S/M
 WHEEL SIZE 700 C
 FRAME Alloy 6061, Through Axles, Compensation, Inner Headset cable routing
 GEARS 1x9
 FORK Alloy 6061, Hydroformed, 50c
 REAR DERAILLEUR Shimano CUES RD-U4000
 FRONT DERAILLEUR -
 BRAKES TYPE Shimano MT-200+UR300, 180/160 Rotors
 SHIFTERS Shimano CUES SL-U4000 - 1x9 sp
 TIRES HARTEX X-GRIT - 700x45c
 CRANKSET Shimano CUES CS-LG300-9, 11-41T
 HUBS DH-969/906T: 2F+4R Sealed Bearings, 6 pawls
 HANDLEBARS HB-21BT: Flat Bar 31.8x640mm
 CRANKSET Prowheel RPL-FD16S-F-TT: 40T, Hollowtech
 WEIGHT 165mm



R200

FRAME SIZE S/M/L
 WHEEL SIZE 700 C
 FRAME Carbon T800+T1000, Through Axles, Inner Headset cable routing, UDH hanger, Endurance Geometry, Integrated Seatclamp
 GEARS 2x12
 FORK Carbon T800+T1000, Through Axles, 700x40c compatible
 REAR DERAILLEUR SHIMANO RD-R7150 DI2
 FRONT DERAILLEUR SHIMANO RD-R7150 DI2
 BRAKES TYPE SHIMANO BR-R7170
 SHIFTERS SHIMANO ST-R7170 DI2, 2x12sp
 TIRES SCHWALBE PRO ONE EVO: 700x28c, Tanwall, TLE, Foldable, V-GUARD, RACEGUARD, ADDIX RACE
 CASSETTE SHIMANO CS-HG710-12: 11-36T
 HUBS NOVATEC: D981SB/D982SB; 4pawls; Sealed Bearings
 HANDLEBARS Road Alloy Dropbar - Width: 400mm, Reach: 74mm, Drop: 116mm, Flare: 0 degree
 CRANKSET SHIMANO 105: FC-R7100: 50X34
 WEIGHT -

*Technical characteristics given for information only, subject to modification. Photos are non-binding



YOUROCK 2.0 HD

WHEEL SIZE	26"
FRAME	Alloy 6061, Smooth Welding
GEARS	1x8
FORK	Suspension fork: SUNTOUR XCE28
REAR DERAILLEUR	Shimano ESSA RD-U2000
FRONT DERAILLEUR	-
BRAKES TYPE	TEKTRO TKD176, Hydraulic DB
SHIFTERS	Shimano ALTUS SL-M315 8sp
TIRES	KENDA 3SIXTY 26x2,4
CASSETTE	Shimano CS-HG400 8sp 11-45T
HUBS	D761DSE/D762TSE: Sealed Bearings
HANDLEBARS	AL-320BT: Flat Bar 31,8x660mm
CRANKSET	Prowheel A10BPP: Alloy, 32T
WEIGHT	14,26 kg



YOUROCK 1.0 MD

WHEEL SIZE	26"
FRAME	Alloy 6061, Smooth Welding
GEARS	1x7
FORK	Suspension fork 2ROXX: CH-386
REAR DERAILLEUR	Shimano RD-TY300
FRONT DERAILLEUR	-
BRAKES TYPE	TEKTRO TS-325A, Mechanical
SHIFTERS	Shimano ALTUS SL-M315 7sp
TIRES	KENDA 3SIXTY 26x2,4
CASSETTE	Shimano CS-HG200 7sp 12-32T
HUBS	D761DSE/D762TSE: Sealed Bearings
HANDLEBARS	AL-320BT: Flat Bar 31,8x660mm
CRANKSET	Prowheel A10BPP: Alloy, 32T
WEIGHT	13,86 kg



BRAVE 24 HD

WHEEL SIZE	24"
FRAME	Alloy 6061, Compensation
GEARS	1x8
FORK	Suspension fork 2ROXX: CH-386
REAR DERAILLEUR	Shimano ALTUS RD-M310
FRONT DERAILLEUR	-
BRAKES TYPE	Shimano, MT-200, Hydraulic DB
SHIFTERS	SHIMANO; ALTUS SL-M315-8R
TIRES	VEE TIRE 24 X 2.25
CASSETTE	SHIMANO CS-HG31 8sp 11-34T
HUBS	D761DSE/D762TSE: Sealed Bearings
HANDLEBARS	AL-320BT: Flat Bar 31,8x600mm
CRANKSET	Prowheel A10BPP: Alloy, 32T
WEIGHT	-



BRAVE 24 MD

WHEEL SIZE	24"
FRAME	Alloy 6061, Compensation
GEARS	1x7
FORK	Suspension fork 2ROXX: CH-386
REAR DERAILLEUR	Shimano RD-TY300
FRONT DERAILLEUR	-
BRAKES TYPE	POWER BX351, Mechanical
SHIFTERS	Shimano ALTUS SL-M315 7sp
TIRES	KENDA K1047 24x2,3 Tanwall
CASSETTE	Shimano CS-HG200 7sp 12-32T
HUBS	D761DSE/D762TSE: Sealed Bearings
HANDLEBARS	AL-320BT: Flat Bar 31,8x600mm
CRANKSET	Prowheel A10BPP: Alloy, 32T
WEIGHT	13,35 kg



BRAVE 20 MD

WHEEL SIZE	20"
FRAME	Alloy 6061
GEARS	1x7
FORK	Suspension fork 2ROXX: CH-327
REAR DERAILLEUR	Shimano RD-TY300
FRONT DERAILLEUR	-
BRAKES TYPE	POWER BX-351, Mechanical
SHIFTERS	Shimano ALTUS SL-M315 7sp
TIRES	KENDA K1047 20x1,95
CASSETTE	Shimano MF-TZ500 7sp 12-32T
HUBS	JY-753DSE/JY-754DSE: Sealed Bearings
HANDLEBARS	AL-320BT: Flat Bar 31,8x580mm
CRANKSET	Prowheel A10BPP: Alloy, 32T
WEIGHT	-



BRAVE 20 VB

WHEEL SIZE	20"
FRAME	Alloy 6061
GEARS	1x7
FORK	Suspension fork 2ROXX: CH-327
REAR DERAILLEUR	Shimano RD-TY300
FRONT DERAILLEUR	-
BRAKES TYPE	TEKTRO C310, V-brakes
SHIFTERS	Shimano ALTUS SL-M315 7sp
TIRES	KENDA K1047 20x1,95
CASSETTE	Shimano MF-TZ500 7sp 12-32T
HUBS	JY-753DSE/JY-754DSE: Sealed Bearings
HANDLEBARS	AL-320BT: Flat Bar 31,8x580mm
CRANKSET	Prowheel A10BPP: Alloy, 32T
WEIGHT	10,59 kg



TEDDY

WHEEL SIZE	16"
FRAME	Alloy 6061, Compensation
GEARS	1
FORK	Alloy 6061, Compensation
REAR DERAILLEUR	-
FRONT DERAILLEUR	-
BRAKES TYPE	POWER VB-4, V-brakes
SHIFTERS	-
TIRES	KENDA K1047 16x1,5
CASSETTE	-
HUBS	DH703F/756DSE: Sealed Bearings
HANDLEBARS	AL-155S: Flat Bar, 25,4x460mm
CRANKSET	SAMOX: SAC03-111P1P-1
WEIGHT	7,33 kg



R
I
D
E

Y
O
U
R

L
I
F
E

WELT SINCE 2015

welt-bikes.com

SBD

GENERAL DISTRIBUTOR

Tel.: +33 6 06 48 79 20
Mailto: info@sbdsport.com
www.welt-bikes.com



WELT En 2606